

# 4375 Exploded View & Parts List

A.




Figure 78



Figure 80



Figure 79



Figure 81

Key	Part Number	Description
1.	WB612	Front Guard
2.	WB626	Front Face Plate
	WB513	Height Indicator
3.	WB611	Conveyor Guard
4.	WB651	E-Stop Handle
5.	WB616	Front Lower Panel
6.	WB660	Control Panel Cover
7.	WB36B	Gummy Belt
8.	WB610	Table
9.	WB662	Door Handle
	WB663	Door Latch

Key	Part Number	Description
1.	WB613	Left Side Door
2.	WB638	Table Lift Assembly:
	WB544	Table Wheel Handle
	WB516-43	Table Lift Handle
	WB109	Handle Support Plate
	WB54	(2) Bushings
		Bevel Gear
3.	WB607	Left Lower Panel
4.	WB622	Ruler Indicator
5.	WB131	Front Table Roller
6.		Belt Tension Adjust Bolt
7.	WB132	Rear Table Roller
8.	WB658	(2) Rear Table Roller Bearings
9.	WB624	Left Side Table Guard
10.	WB621	Curved Guard
11.	WB662	Door Handle
	WB663	Door Latch




Figure 82




Figure 84



Figure 85



Figure 83

Key	Part Number	Description
1.	WB615	Right Side Panel
2.	WB101	DC Motor
3.	WB102	Gear Reducer
	WB79	Roller Gear (30 tooth)
	WB38	Reducer Gear (15 tooth)
	WB539-43	Reducer Chain
4.	WB705	Lower Reducer Guard
5.	WB668	E-Stop Rod Spring (5) Washers (2) Cotter Pins
6.	WB69	E-Stop Switch
7.	WB704	Upper Reducer Guard
8.	WB510	E-Stop bushing

Key	Part Number	Description
1.	WB614	Rear Panel
2.	WB616	Lower Rear Panel
3.	WB608	Top Cover Panel




Figure 86




Figure 88




Figure 87




Figure 89

Key	Part Number	Description
1.	WB617	Dust Vent
2.	WB16	Pressure Gauge
3.	WB14	Photo Eye
4.	WB623 WB105C	Photo Eye Holder 1/4 x 1/4 NPT, 90
5.	WB543	Photo Eye Reflector
6.	WB68 WB115RH	Right Limit Switch: Limit Switch Right Limit Switch Cover
7.	WB76	Limit Switch Spring
8.	WB605	Platen Shaft
9.	WB634	Platen Holder
10.	WB89	(2)Platen Spring

Key	Part Number	Description
1.	WB128	Swing Arm Roller
2.	WB135 WB659	Left Swing Arm Bearing Swing Arm Block
3.	WB618	Swing Arm
4.	WB 68 WB115LH WB76	Left Limit Switch: Limit Switch Left Limit Switch Cover Limit Switch Spring
5.	WB112	Left Contact Roller Bearing
6.		Right Limit Switch (see Figure 87 Key #6)
7.	WB129	Contact Roller
8.	WB100	Right Contact Roller Bearing
9.	WB628	Swing Arm Busing Bracket
10.	WB545	Swing Arm Shaft Bushing
11.	WB200-43	Tension Piston
12.	WB658	Right Swing Arm Bearing
13.	WB15	Air Regulator




Figure 90




Figure 91



Figure 92



Figure 93

Key	Part Number	Description
1.	WB112	Left Contact Roller Bearing
2.	WB137	Front, Left Pinch Roller Bracket
3.	WB130	Pinch Roller
4.	WB100	Right Contact Roller Bearing
5.	WB137	Front, Right Pinch Roller Bracket
6.	WB129	Contact Roller
	WB133	Contact Roller Kit

Key	Part Number	Description
1.	WB658	Right Idler Roller Bearing
2.	WB137	Rear, Right Pinch Roller Bracket
3.	WB642 WB110	Rear, Right Jackscrew Cap Jackscrew Cap Bushing
4.	WB127	Idler Roller
5.	WB658	Left Idler Roller Bearing
6.	WB130	Pinch Roller
7.	WB137	Rear, Left Pinch Roller Bracket (Bracket Flipped)
8.	WB640 WB110	Rear, Left Jackscrew cap Jackscrew Cap Bushing
9.	WB719	Rear, Right Jackscrew
10.	WB40	Jackscrew Bearing
11.	WB719	Rear, Left Jackscrew
12.	WB40	Jackscrew Bearing



Figure 94



Figure 95




Figure 96




Figure 97

Key	Part Number	Description
1.	WB74	(3) Swing Arm Spring
2.	WB202	Swing Arm Piston

Key	Part Number	Description
1.	WB719 WB53	Front, Left Jackscrew With Bevel Gear
2.	WB40	Jackscrew Bearing
3.	WB538-43	Table Chain
4.	WB719	Front, Right Jackscrew
5.	WB40	Jackscrew Bearing
6.	WB62 WB65 WB66	Sander Motor - 10 HP Sander Motor - 20 HP Sander Motor - 30 HP
7.	WB52	Idler Gear
8.	WB629	Chain Adjustment Bracket
9.	WB641 WB110	Front, Left Jackscrew Cap Jackscrew Cap Bushing
10.	WB643 WB110	Front, Right Jackscrew Cap Jackscrew Cap Bushing
11.	WB23	(4) Table Bushing
12.	WB528	(4) Jackscrew Nut






Figure 98

Key	Part Number	Description
1.	WB108	Roller Bushing - 10 HP
	WB106	Roller Bushing - 20 HP
	WB106	Roller Bushing - 30 HP
2.	WB104	Roller Pulley - 10 HP
	WB656	Roller Pulley - 20 HP
	WB547	Roller Pulley - 30 HP
3.	WB541	Brake Block Wood
4.	WB201	Brake Piston
5.	WB657	(2) Belts - 10 HP
	WB654	(3) Belts - 20 HP
	WB654	(4) Belts - 30 HP
6.	WB103	Motor Pulley - 10 HP
	WB655	Motor Pulley - 20 HP
	WB548	Motor Pulley - 30 HP
7.	WB107	Motor Bushing - 10 HP
	WB113	Motor Bushing - 20 HP
	WB550	Motor Bushing - 30 HP




Figure 99

Key	Part Number	Description
1.	WB18	Low Air
2.	WB540	Ground Bar
3.		Neutral and Hot Bar
4.	WB17	Main Contact
5.	WB556	Fuse Holder
	WB557	Fuse
6.	WB98	Current Transformer
7.	WB11	Brake Contact
8.	WB11	Table Contact
9.	WB77	N/O Contact Block/Bracket
10.	WB77	N/O Contact Block/Bracket
	WB111	N/C Contact Block Only
11.	WB95	N/C Contact Block/Bracket
12.	WB77	N/O Contact Block/Bracket
13.	WB95	N/C Contact Block/Bracket
14.	WB13	DC Drive Variable Speed Controller
15.	WB95	N/C Contact Block/Bracket
	WB96	N/O Contact Block Only
16.	WB652	Inside Electrical Panel




Figure 100

Key	Part Number	Description
1.	WB78	On/Off Legend Air
2.	WB93	On/Off Switch Air
3.	WB90	Push Button, Green
4.	WB91	Push Button, Red
5.	WB92	Push Button, Yellow
6.	WB91	Push Button, Red
7.	WB13	Conveyor Feed Rate Adjustment Switch
8.	WB67	Load Meter
9.	WB84	E-Stop Mushroom Switch




Figure 101

Key	Part Number	Description
1.	PS516	Air Hose
2.	WB105A	1/4 x 1/4 NPT, straight
3.	WB 703	Air Fitting, Female
4.	WB12 WB105C	#1 Solenoid Solenoid 1/4 x 1/4 NPT, 90 Long Threaded Tube
5.	WB12 WB105C WB105E	#2 Solenoid Solenoid (2) 1/4 x 1/4 NPT, 90 Threaded Tube 1/4 x 1/8 Flow Control Valve
6.	WB12 WB105C	#3 Solenoid Solenoid (2) 1/4 x 1/4 NPT, 90
7.	WB105E	(2) 1/4 x 1/8 Flow Control Valve
8.	WB105D	(2) 1/4 Tube Tee
9.	WB105F	1/4 x 1/8, 90





Figure 102

Key	Part Number	Description
1.	WB713 WB627 WB34 WB31	Platen Kit Complete Platen Holder, Galvanized 1005 Pressed White Felt, 43" Platen Graphite
2.	WB637	Hold Down Clamp
3.	WB666 WB72	Platen Adjustment Pin Platen Pin Spring
4.	WB138	Safety Switch
5.	WB710	Safety Switch Bracket
6.	WB139	Door Key